

Apocynum

Reference: Woodson (1930).



Fig. 359 Flowers of *Apocynum androsaemifolium*.

1a. Corolla pink or white and pink-striped, 6–10 mm long, its lobes spreading or recurving [Fig. 359]; flowers spreading to nodding; seeds 2.5–3 mm long; leaf blades wide-spreading to drooping **A. androsaemifolium**

1b. Corolla white, green-white, or yellow, 3–6 mm long, its lobes erect or slightly spreading [Fig. 360]; flowers ascending to spreading; seeds 4–6 mm long; leaf blades erect to spreading **A. cannabinum**

1. *Apocynum androsaemifolium* L.

[N] Fig. 359

spreading dogbane. *Apocynum ambigens* Greene; *A. androsaemifolium* L. var. *glabrum* Macoun; *A. pumilum* (Gray) Greene • CT, MA, ME, NH, RI, VT. Fields, roadsides, woodlands, forest edges.

1 × 2. *Apocynum ×floribundum* Greene is an uncommon hybrid that has also been known by the name *A. ×medium* Greene. It is known from CT, MA, ME, NH, RI, VT. It is marked by a white or pink-tinged corolla 4–7 mm long, ascending to spreading flowers, seeds 3–4 mm long, and wide-spreading leaf blades.

2. *Apocynum cannabinum* L.

[N] Fig. 360

hemp dogbane. *Apocynum cannabinum* L. var. *hypericifolium* (Ait.) Gray; *A. cannabinum* L. var. *nemorale* (G.S. Mill.) Fern.; *A. cannabinum* L. var. *pubescens* (Mitchell ex R. Br.) Woods.; *A. hypericifolium* Ait.; *A. sibiricum* Jacq.; *A. sibiricum* Jacq. var. *cordigerum* (Greene) Fern. • CT, MA, ME, NH, RI, VT. River shores, fields, shaded roadsides, woodlands. *Apocynum cannabinum* is a variable taxon. Those collections with sessile or subsessile leaves and rounded to cordate bases were called *A. sibiricum* (vs. *A. cannabinum sensu stricto* with petiolate leaves with cuneate to rounded leaf bases).



Fig. 360 Flowers of *Apocynum cannabinum*.

Asclepias

Reference: Woodson (1954).

1a. Leaves alternate; flowers yellow-orange to orange; latex watery **A. tuberosa**

1b. Leaves predominantly or entirely opposite or whorled; flowers white to pink, red, purple, or green; latex milky

2a. Corona with hoods only, the horn lacking [Fig. 365]; umbels sessile or on peduncles up to 1(–2) cm long **A. viridiflora**

2b. Corona with horns within the hoods [Figs. 362, 363]; umbels borne on peduncles 1–10 cm long [Figs. 361, 364]

3a. Leaf blades narrow-linear, 1–3(–5) mm wide, in whorls of 3–6 (some scattered) [Fig. 364] **A. verticillata**

3b. Leaf blades narrow-lanceolate or narrow-oblong to broad-oblong, broad-elliptic, or ovate, the principal ones 20–140 mm wide, opposite or with 1 or 2 whorls of 4 leaves

4a. Corona hoods shorter than to ± equaling the height of the gynostegium, with conspicuously exerted horns [Fig. 362]

5a. Corolla pink to red; corona hoods 2–3 mm long, the lateral margins upwardly divergent (i.e., not parallel), therefore, the hoods scoop-shaped; follicles on erect pedicels; stems branched or, less commonly, simple **A. incarnata**

5b. Corolla white, green, green-purple, or pale purple; corona hoods 4–6 mm long, the lateral margins parallel, therefore, the hoods tube-shaped [Fig. 362]; follicles on declined pedicels; stems usually unbranched

6a. Leaf blades cuneate at base, acuminate at apex, with petioles 10–20 mm long; margins of corona hoods prolonged into a short, erect tooth 1–1.5 mm long; umbels 2–4 from both the stem summit and upper nodes **A. exaltata**

6b. Leaf blades broad-rounded to cordate at the base, obtuse to rounded at apex, sessile or with short petioles to 5 mm long [Fig. 361]; margins of corona hoods not prolonged, the hood summit truncate; umbels solitary (rarely paired) from the summit of the stem [Fig. 361] **A. amplexicaulis**

4b. Corona hoods taller than the gynostegium, the horns shorter than to equaling the length of the hoods [Fig. 363]

7a. Corolla white to pink; pedicels 1–2.5 cm long; leaf blades abaxially glabrous or with hairs along the midvein

8a. Stems with usually 3 or 4 leaf-bearing nodes, the upper and lower nodes with opposite leaves, the middle 1 or 2 nodes with a whorl of 4 leaves (rarely all the leaves opposite); corolla lobes 4.5–6 mm long; lateral margins of corona hoods bearing a tooth near the middle [Fig. 363]; leaf blades gradually acuminate at apex; follicles on erect pedicels **A. quadrifolia**

8b. Stems with 2–5 leaf-bearing nodes, all with opposite leaves; corolla lobes 7–9 mm long; lateral margins of corona hoods without a tooth; leaf blades obtuse to abruptly acuminate at apex; follicles on declined pedicels **A. variegata**

7b. Corolla purple-green to light purple or red-purple to purple; pedicels 2–5 cm long; leaf blades abaxially tomentulose

9a. Corona hoods 5–7 mm long, red-purple to purple, without marginal lobes; follicles smooth; corolla red-purple to purple **A. purpurascens**

9b. Corona hoods 4–5 mm long, light purple, each with a prominent marginal lobe near the center; follicles covered with conic processes; corolla purple-green to light purple **A. syriaca**

1. *Asclepias amplexicaulis* J.E. Smith [N] Fig. 361

clasping milkweed. CT, MA, NH, RI, VT. Woodlands, sandy fields.

2. *Asclepias exaltata* L. [N] Fig. 362

poke milkweed. *Asclepias bicknellii* Vail; *A. phytolaccoides* Pursh • CT, MA, ME, NH, RI, VT. Forest openings and edges, roadsides.

3. *Asclepias incarnata* L. [N]

swamp milkweed. **3b.** *Asclepias incarnata* L. var. *neoscotica* Fern.; *A. incarnata* L. ssp. *pulchra* (Ehrh. ex Willd.) Woods.; *A. pulchra* Ehrh. ex Willd. • CT, MA, ME, NH, RI, VT. Marshes, wet fields, borders of swamps, shorelines.

1a. Stems often repeatedly branched, sparsely pubescent to glabrous; leaf blades lanceolate to narrow-oblong, usually tapering to the base, glabrous or nearly so on the abaxial surface **3a. *A. incarnata* var. *incarnata***

1b. Stems simple to few-branched, short-pilose; leaf blades broad-lanceolate to elliptic, usually rounded at the base, short-pilose on the abaxial surface **3b. *A. incarnata* var. *pulchra*** (Ehrh. ex Willd.) Pers.

Variety *incarnata* is known from CT, MA, ME, NH, VT. Variety *pulchra* is known from CT, MA, ME, NH, RI, VT.

4. *Asclepias purpurascens* L. [N] [C]

purple milkweed. CT, MA, NH, RI; also reported from VT by Seymour (1982), but specimens are unknown. Forest edges, roadsides, dry fields. The report by Magee and Ahles (1999) for Cumberland County, ME, is based on an erroneously determined *Asclepias syriaca* (specimen at NHA!).

5. *Asclepias quadrifolia* Jacq. [N] Fig. 363

four-leaved milkweed. CT, MA, NH, RI, VT. Forests and woodlands, often associated with rich soils and/or circumneutral bedrock.



Fig. 361 Inflorescence and leaves of *Asclepias amplexicaulis*.

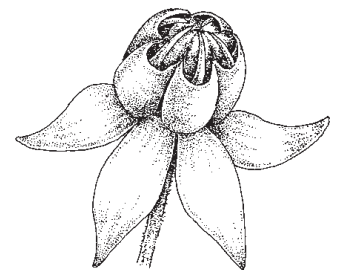


Fig. 362 Flower of *Asclepias exaltata*.




Fig. 363 Flower of *Asclepias quadrifolia*.

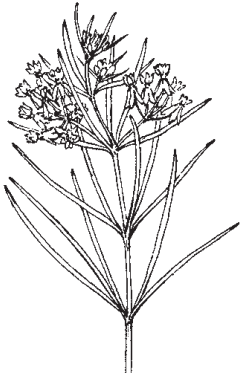


Fig. 364 Inflorescences and leaves of *Asclepias verticillata*.

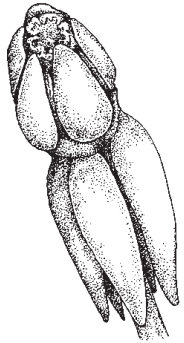


Fig. 365 Flower of *Asclepias viridiflora*.




Fig. 366 Flower of *Cynanchum louiseae*.

6. *Asclepias syriaca* L. [N]

common milkweed. *Asclepias intermedia* Vail; *A. syriaca* L. var. *kansana* (Vail) Palmer & Steyermark • CT, MA, ME, NH, RI, VT. Fields, roadsides, open rights-of-way.

7. *Asclepias tuberosa* L. [N] [C]

butterfly milkweed. **7a.** *Asclepias tuberosa* L. var. *interior* (Woods.) Shinnars • CT, MA, ME, NH, RI, VT. Dry fields, sand plains, roadsides, disturbed areas.

1a. Leaf blades narrow-oblong to lanceolate or oblong-ovate, widest below the middle, ± truncate to cordate at the base, gradually tapering to the apex

..... **7a. *Asclepias tuberosa* ssp. *interior*** Woods.

1b. Leaf blades oblong to obovate or oblanceolate, broadest above the middle, cuneate to rounded at the base, abruptly tapering to the apex . . . **7b. *Asclepias tuberosa* ssp. *tuberosa***

Subspecies *interior* is known from CT and is of conservation concern. Subspecies *tuberosa* is known from CT, MA, ME, NH, RI, VT.

8. *Asclepias variegata* L. [N] [C]

red-ringed milkweed. *Biventraria variegata* (L.) Small • CT. Dry slopes and thickets.

9. *Asclepias verticillata* L. [N] Fig. 364

whorled milkweed. CT, MA, RI, VT. Rocky woodlands, open glades, balds, cliff bases.

10. *Asclepias viridiflora* Raf. [N] [C] Fig. 365

green milkweed. *Acerates viridiflora* (Raf.) Pursh ex Eat.; *A. viridiflora* (Raf.) Pursh ex Eat. var. *linearis* Gray; *Asclepias viridiflora* Raf. var. *lanceolata* Torr.; *A. viridiflora* Raf. var. *linearis* (Gray) Fern. • CT. Sandy fields.

Cynanchum

1a. Corolla purple-black, minutely pubescent on the adaxial surface, with triangular lobes 1.5–3 mm long [Fig. 366] **C. *louiseae***

1b. Corolla paler, usually pink to maroon or yellow-white, glabrous, with lanceolate lobes 2.5–4.5 mm long **C. *rossicum***

1. *Cynanchum louiseae* Kartesz & Gandhi [E] Fig. 366

black swallowwort. *Cynanchum nigrum* (L.) Pers.; *Vincetoxicum nigrum* (L.) Pers. • CT, MA, ME, NH, RI, VT. Fields, roadsides, forest edges, abandoned homesteads, banks.

2. *Cynanchum rossicum* (Kleopow) Borhidi [E]

pale swallowwort. *Cynanchum medium*, auct. non R. Br.; *Vincetoxicum medium*, auct. non (R. Br.) Dcne.; *Vincetoxicum rossicum* (Kleopow) Barbarich • CT, MA, ME, NH. Fields, roadsides, forest edges, abandoned homesteads, banks.

Periploca

1. *Periploca graeca* L. [E]

silkvine. CT; also reported from RI by Magee and Ahles (1999), but specimens are unknown. Roadsides, areas of habitation.

Vinca

1a. Leaf blades ovate to triangular-ovate, 3–7 cm long, ciliate; calyx lobes 6–12 (–15) mm long, ciliate; corolla with a connate tube 12–20 mm long expanding distally to a limb 35–50 mm wide in life **V. *major***